

SAGES Educational Activities

- USER GUIDE -

Sign In

The Educational Activities website hosts CME and non-CME learning activities for physicians. SAGES members can log into the website with their SAGES username and password. Non SAGES members visiting the site for the first time must register for an account. To register for an account, click, [here](#) at the top of the page. If you forget your password, you can recover it by clicking, [Forgot password](#).

Activity	Access	Member Price	Non-Member Price	Credits	Start Date
SAGES OR SAFETY	Members Only	Free	N/A	1.00	09/29/2016

Activities Dashboard

The activities dashboard lists all the courses you've enrolled in and all the courses that are available (for free and purchase). Click the name of an activity to enroll in it or go to the course's homepage. If you are non-SAGES member you will not be allowed to enroll in a Members Only activity (denoted by a red asterisks). You may pay for activities by credit card (VISA/MasterCard/AMEX).

Activity	Credits	Start Date	Progress
Test - Public / Paid (No CME)		08/28/2017	100%






Activity	Access	Price	Credits	Start Date
SAGES OR SAFETY	Members Only *	Free	1.00	09/29/2016



* Only SAGES members may access these activities.

Course Homepage

The course homepage lists all the modules you must complete to earn credits and a certificate. When you land on the course homepage the first module will be unlocked and all proceeding modules locked. Click the name of a module see a list of lessons associated with it. As you complete lessons the progress bar fills-in. When the progress bar reaches 100% all the lessons for that module are complete, and the next module is unlocked.

Email: vanessap@bscmanage.com | [Certificate](#) | [Logout](#)

Status	Module	Progress
	Accreditation Information	100%
	Content	100%
	Self Assessment/MOC	100%
	Completion Form	100%
	Certificate of Completion	-

 : Locked (no access)  : Unlocked (access allowed)

CME Claim Form

If a course is available for CME you will be asked to submit a claim form before your certificate is awarded. The form will tell you how many credits you've earned and ask you to confirm that you are a physician. After completing the claim form you may return to the course homepage and print your certificate.

SAGES Society of American Gastrointestinal and Endoscopic Surgeons

Activities Dashboard Email: vanessap@bscmanage.com | [Logout](#)

CME Claim Form

The Society of American Gastrointestinal and Endoscopic Surgeons (SAGES) is accredited by the Accreditation Council for Continuing Medical Education (A.C.C.M.E.) to sponsor Continuing Medical Education for physicians. Please complete the form below to claim your CME credit.

The Society of American Gastrointestinal and Endoscopic Surgeons (SAGES) designates this live activity for a maximum of AMA PRA Category 1 Credits™. Physicians should claim only the credit commensurate with the extent of their participation in the activity.

Important: Once this CME form is submitted YOU CANNOT MAKE ANY CHANGES and all SURVEYS WILL BE LOCKED. You may finish any uncompleted quizzes, but no other changes are permitted. If you still need to make any changes to previous surveys, please exit the CME form by selecting the "SAVE & Exit" button on the bottom left and return when you are ready. If you are ready to submit the CME form, click the "Next" button on the bottom right to proceed to the confirmation page where you can review our credits and complete your submission.

Activity	Your Credit
Public Free Activity May 2017	1.50

Please indicate if you are a physician*

Yes, I am a physician

No, I am not a physician

I certify that the credit claimed for the Public Free Activity May 2017 is accurate and final. I understand, that once submitted, the amount of CME hours claimed may not be edited but I may print and re-print my certificate at any time.

Course Certificate

When all the modules are complete you may print a copy of your certificate by clicking [Certificate](#) at the top of the course homepage or on the course module called certificate.

